



Basalt High School

Family Survey
Spring 2018



Report created by
Panorama Education



Summary

Topic Description	Results	Comparison
Collaborating with community	74% ▲ 24 since last survey	74% Roaring Fork School District
Communicating effectively	85% ▲ 9 since last survey	87% Roaring Fork School District
Sharing power	62% ▲ 24 since last survey	68% Roaring Fork School District
Speaking up for every child	62% ▲ 17 since last survey	68% Roaring Fork School District
Supporting student success	71% ▲ 20 since last survey	80% Roaring Fork School District
Welcoming all families into the school community	68% ▲ 13 since last survey	77% Roaring Fork School District

108 responses



Collaborating with community

Your average

74%

108 responses

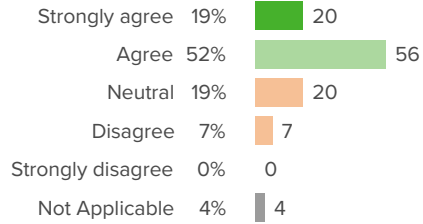
Change

▲ 24

District average: **74%** Roaring Fork School District

How did people respond?

Q.1: The school works with community organizations to connect families and staff to resources and programs to strengthen the school and students.



▲ 24 from last survey

Favorable: **74%**

Communicating effectively

Your average

85%

108 responses

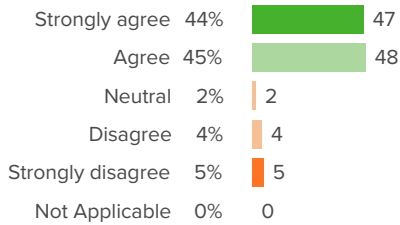
Change

▲ 9

District average: **87%** Roaring Fork School District

How did people respond?

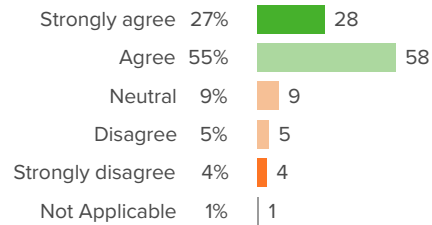
Q.1: The school keeps all families informed about important issues and events.



▲ 6 from last survey

Favorable: **90%**

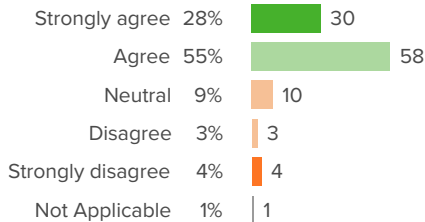
Q.2: The Roaring Fork School District keeps families informed about important issues and events.



▲ 11 from last survey

Favorable: **83%**

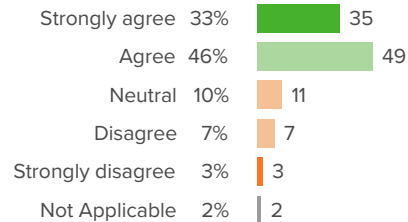
Q.3: I can talk to my child's teacher(s) when I need to.



▲ 18 from last survey

Favorable: **84%**

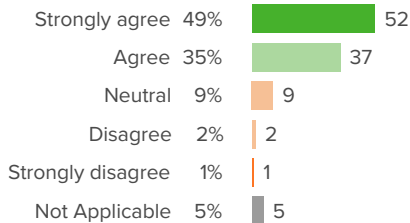
Q.4: I can talk to the school principal when I need to.



▲ 10 from last survey

Favorable: **80%**

Q.5: The school makes it easy to communicate in my preferred language.



▼ 1 from last survey

Favorable: **88%**

Sharing power

Your average

62%

108 responses

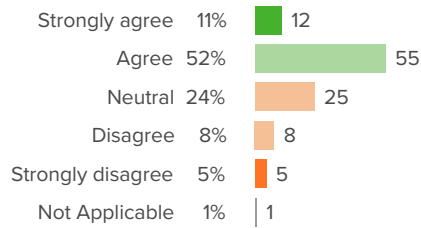
Change

▲ 24

District average: **68%** Roaring Fork School District

How did people respond?

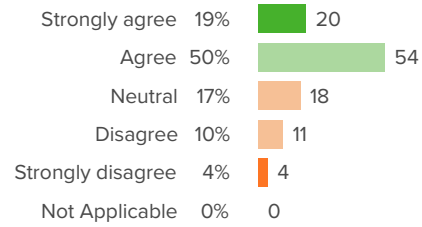
Q.1: I feel that the school values my input.



▲ 25 from last survey

Favorable: **64%**

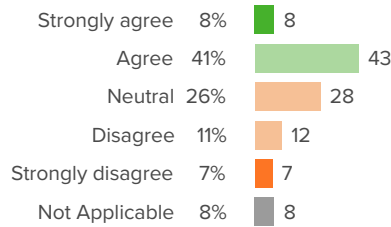
Q.2: The school shares information about school progress and how I can support improvements.



▲ 25 from last survey

Favorable: **69%**

Q.3: The school has a fair process for resolving complaints or problems.



▲ 23 from last survey

Favorable: **52%**

Speaking up for every child

Your average

62%

108 responses

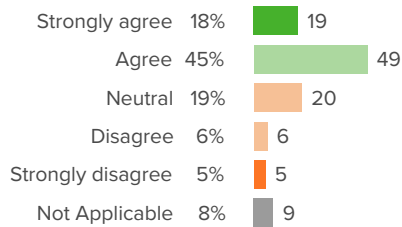
Change

▲ 17

District average: **68%** Roaring Fork School District

How did people respond?

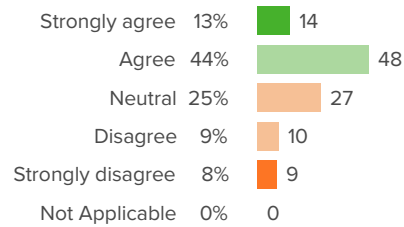
Q.1: If the school can't help me, they will connect me to someone who can.



▲ 28 from last survey

Favorable: **69%**

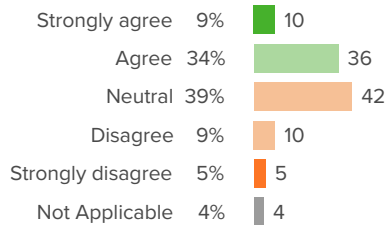
Q.2: The school expectations for student behavior are clear and fair to all students.



▲ 11 from last survey

Favorable: **57%**

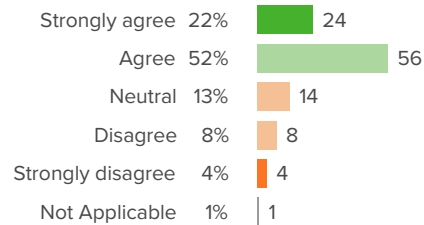
Q.3: The school keeps me informed of my child's educational rights and helps me exercise those rights.



▲ 11 from last survey

Favorable: **45%**

Q.4: I have the opportunity to participate in educational decisions about my child.



▲ 17 from last survey

Favorable: **75%**

Supporting student success

Your average

71%

108 responses

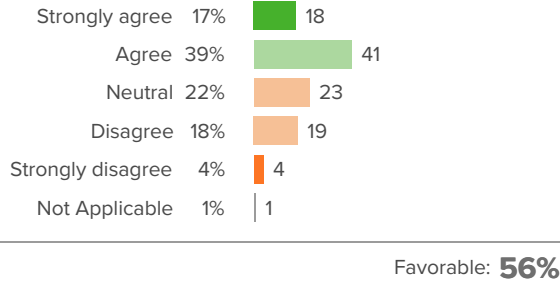
Change

▲ 20

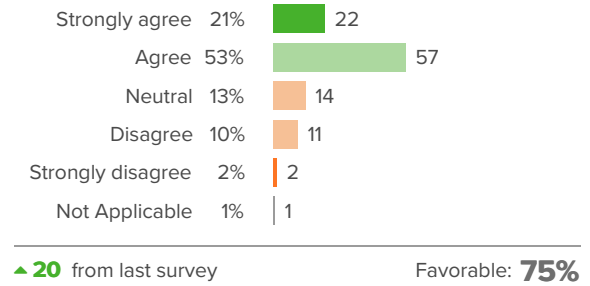
District average: **80%** Roaring Fork School District

How did people respond?

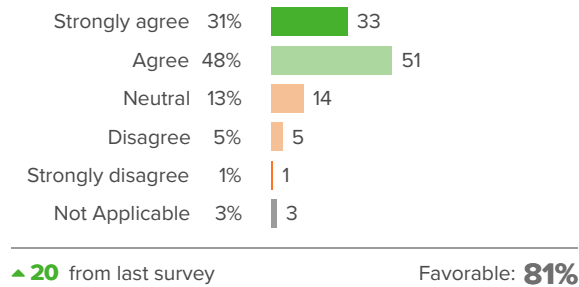
Q.1: My child's teacher(s) keeps me well informed about how my child is doing in school and how to support their academic progress.



Q.2: I understand how my child's work is linked to important learning goals.



Q.3: School conferences are valuable to me and to my child.



Welcoming all families into the school community

Your average

68%

108 responses

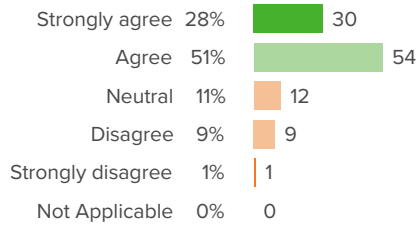
Change

▲ 13

District average: **77%** Roaring Fork School District

How did people respond?

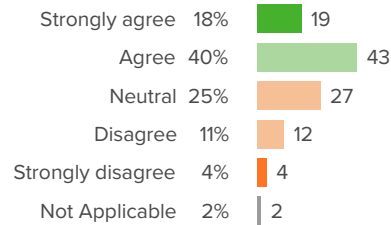
Q.1: When I walk into the school, I feel the school is inviting and that this is a place where parents belong.



▲ 29 from last survey

Favorable: **79%**

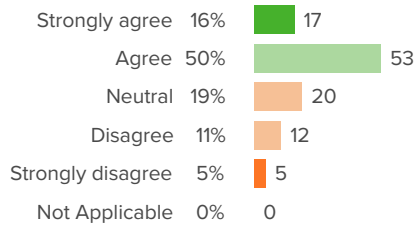
Q.2: Students at the school are treated fairly no matter what their race or cultural background.



▲ 11 from last survey

Favorable: **59%**

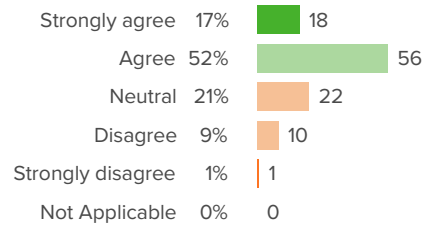
Q.3: The school lets me know of volunteer opportunities.



▼ 4 from last survey

Favorable: **65%**

Q.4: The school provides opportunities for families in the school community to connect with one another.



▲ 16 from last survey

Favorable: **69%**