



Carbondale Middle School

Family Survey
Spring 2018



Report created by
Panorama Education



Summary

Topic Description	Results	Comparison
Collaborating with community	63% ▲ 7 since last survey	74% Roaring Fork School District
Communicating effectively	85% ▲ 8 since last survey	87% Roaring Fork School District
Sharing power	66% ▲ 18 since last survey	68% Roaring Fork School District
Speaking up for every child	61% ▲ 5 since last survey	68% Roaring Fork School District
Supporting student success	79% ▲ 5 since last survey	80% Roaring Fork School District
Welcoming all families into the school community	71% ▲ 10 since last survey	77% Roaring Fork School District

97 responses

Collaborating with community

Your average

63%

97 responses

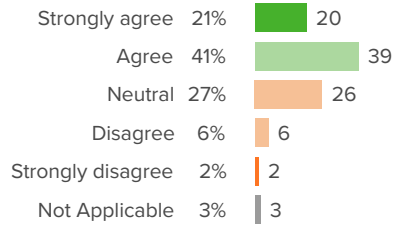
Change

▲ 7

District average: **74%** Roaring Fork School District

How did people respond?

Q.1: The school works with community organizations to connect families and staff to resources and programs to strengthen the school and students.



▲ 7 from last survey

Favorable: **63%**

Communicating effectively

Your average

85%

97 responses

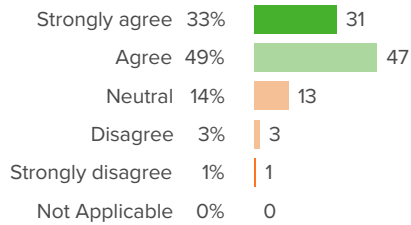
Change

▲ 8

District average: **87%** Roaring Fork School District

How did people respond?

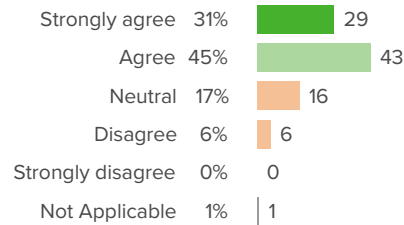
Q.1: The school keeps all families informed about important issues and events.



▲ 4 from last survey

Favorable: **82%**

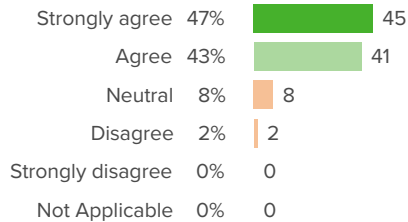
Q.2: The Roaring Fork School District keeps families informed about important issues and events.



▲ 14 from last survey

Favorable: **77%**

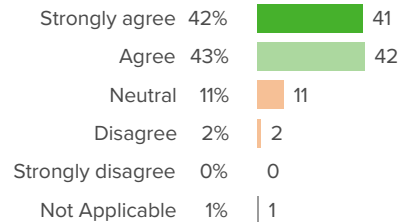
Q.3: I can talk to my child's teacher(s) when I need to.



▲ 6 from last survey

Favorable: **90%**

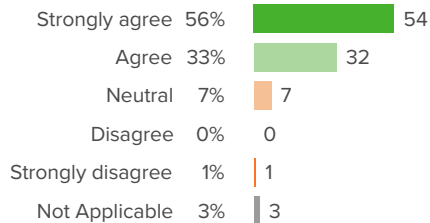
Q.4: I can talk to the school principal when I need to.



▲ 10 from last survey

Favorable: **86%**

Q.5: The school makes it easy to communicate in my preferred language.



▲ 7 from last survey

Favorable: **91%**

Sharing power

Your average

66%

97 responses

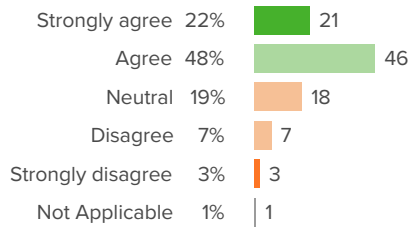
Change

▲ 18

District average: **68%** Roaring Fork School District

How did people respond?

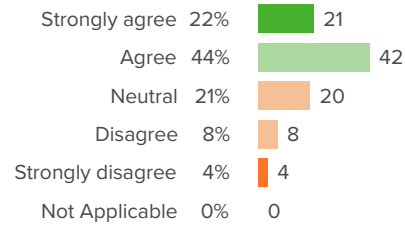
Q.1: I feel that the school values my input.



▲ 29 from last survey

Favorable: **71%**

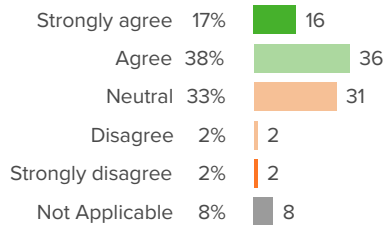
Q.2: The school shares information about school progress and how I can support improvements.



▲ 22 from last survey

Favorable: **66%**

Q.3: The school has a fair process for resolving complaints or problems.



▲ 3 from last survey

Favorable: **60%**

Speaking up for every child

Your average

61%

97 responses

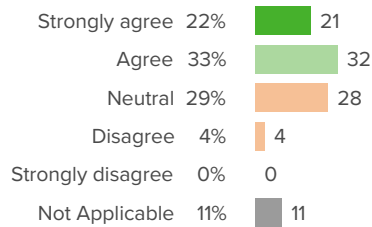
Change

▲ 5

District average: **68%** Roaring Fork School District

How did people respond?

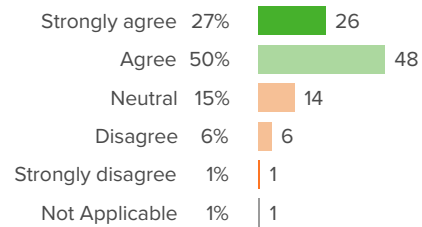
Q.1: If the school can't help me, they will connect me to someone who can.



▲ 10 from last survey

Favorable: **62%**

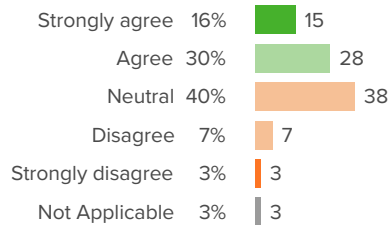
Q.2: The school expectations for student behavior are clear and fair to all students.



▲ 5 from last survey

Favorable: **78%**

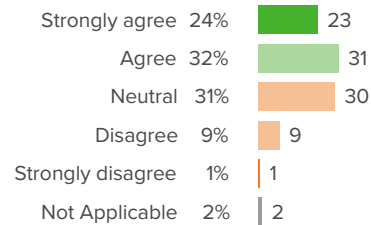
Q.3: The school keeps me informed of my child's educational rights and helps me exercise those rights.



▲ 0 from last survey

Favorable: **47%**

Q.4: I have the opportunity to participate in educational decisions about my child.



▲ 4 from last survey

Favorable: **57%**

Supporting student success

Your average

79%

97 responses

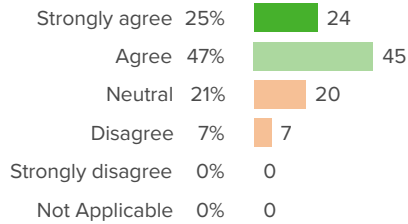
Change

▲ 5

District average: **80%** Roaring Fork School District

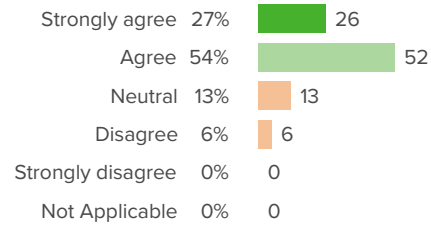
How did people respond?

Q.1: My child's teacher(s) keeps me well informed about how my child is doing in school and how to support their academic progress.



Favorable: **72%**

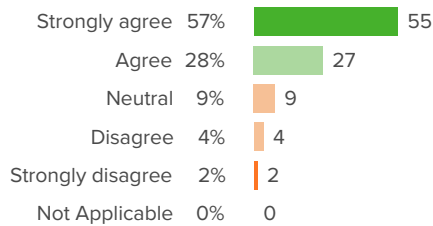
Q.2: I understand how my child's work is linked to important learning goals.



▲ 11 from last survey

Favorable: **80%**

Q.3: School conferences are valuable to me and to my child.



▼ 1 from last survey

Favorable: **85%**

Welcoming all families into the school community

Your average

71%

97 responses

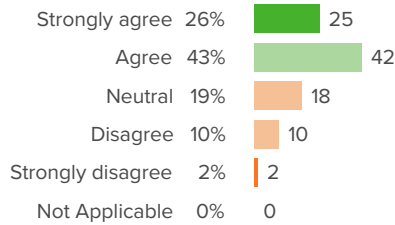
Change

▲ 10

District average: **77%** Roaring Fork School District

How did people respond?

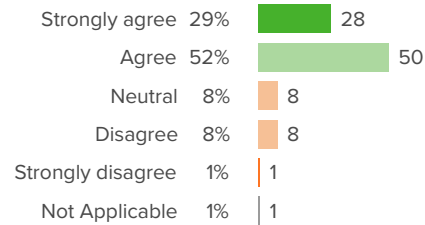
Q.1: When I walk into the school, I feel the school is inviting and that this is a place where parents belong.



▲ 5 from last survey

Favorable: **69%**

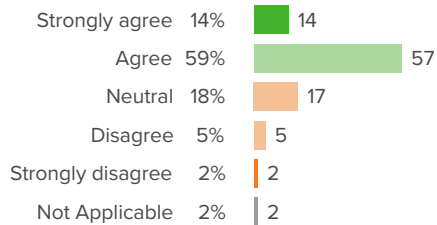
Q.2: Students at the school are treated fairly no matter what their race or cultural background.



▲ 4 from last survey

Favorable: **82%**

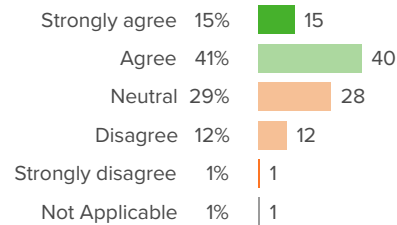
Q.3: The school lets me know of volunteer opportunities.



▲ 5 from last survey

Favorable: **75%**

Q.4: The school provides opportunities for families in the school community to connect with one another.



▲ 26 from last survey

Favorable: **57%**