



# Crystal River Elementary School

Family Survey  
Spring 2018



Report created by  
Panorama Education



## Summary

Topic Description	Results	Comparison
<b>Collaborating with community</b>	<b>86%</b> ▲ 13 since last survey	<b>74%</b> Roaring Fork School District
<b>Communicating effectively</b>	<b>88%</b> ▲ 3 since last survey	<b>87%</b> Roaring Fork School District
<b>Sharing power</b>	<b>81%</b> ▲ 16 since last survey	<b>68%</b> Roaring Fork School District
<b>Speaking up for every child</b>	<b>79%</b> ▲ 21 since last survey	<b>68%</b> Roaring Fork School District
<b>Supporting student success</b>	<b>91%</b> ▲ 12 since last survey	<b>80%</b> Roaring Fork School District
<b>Welcoming all families into the school community</b>	<b>90%</b> ▲ 9 since last survey	<b>77%</b> Roaring Fork School District

182 responses

## Collaborating with community

Your average

**86%**

182 responses

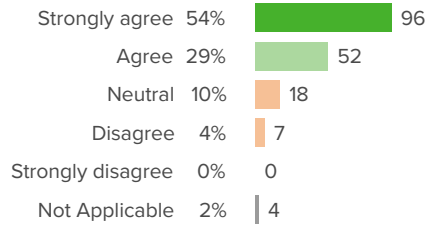
Change

**▲ 13**

District average: **74%** Roaring Fork School District

How did people respond?

**Q.1: The school works with community organizations to connect families and staff to resources and programs to strengthen the school and students.**



▲ 13 from last survey

Favorable: **86%**

# Communicating effectively

Your average

**88%**

182 responses

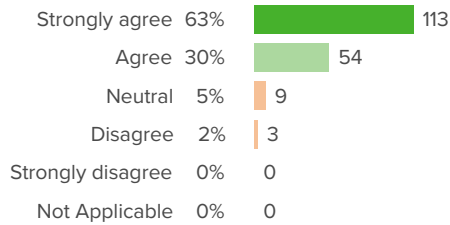
Change

**▲ 3**

District average: **87%** Roaring Fork School District

## How did people respond?

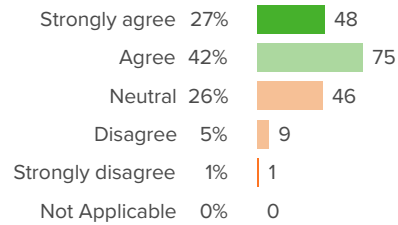
### Q.1: The school keeps all families informed about important issues and events.



▲ 10 from last survey

Favorable: **93%**

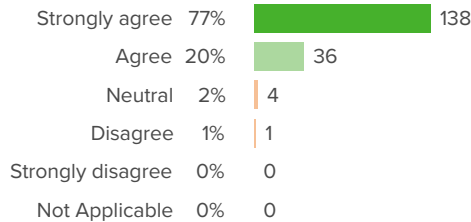
### Q.2: The Roaring Fork School District keeps families informed about important issues and events.



▼ 1 from last survey

Favorable: **69%**

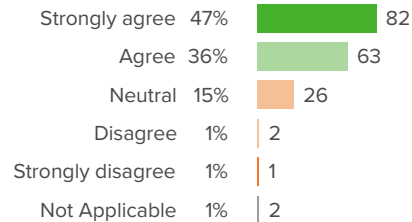
### Q.3: I can talk to my child's teacher(s) when I need to.



▲ 1 from last survey

Favorable: **97%**

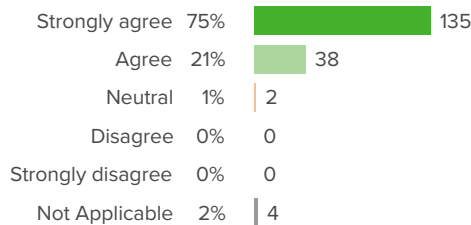
### Q.4: I can talk to the school principal when I need to.



▲ 2 from last survey

Favorable: **83%**

### Q.5: The school makes it easy to communicate in my preferred language.



▲ 3 from last survey

Favorable: **99%**

# Sharing power

Your average

**81%**

182 responses

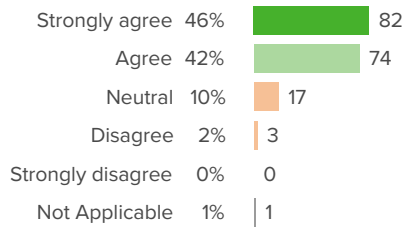
Change

**▲ 16**

District average: **68%** Roaring Fork School District

## How did people respond?

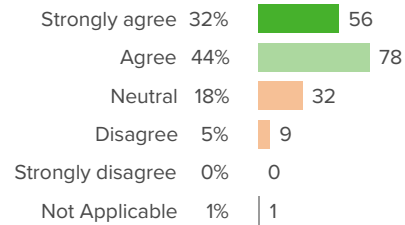
### Q.1: I feel that the school values my input.



▲ **18** from last survey

Favorable: **89%**

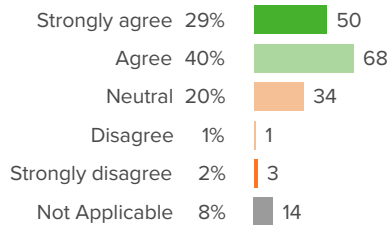
### Q.2: The school shares information about school progress and how I can support improvements.



▲ **11** from last survey

Favorable: **77%**

### Q.3: The school has a fair process for resolving complaints or problems.



▲ **18** from last survey

Favorable: **76%**

# Speaking up for every child

Your average

**79%**

182 responses

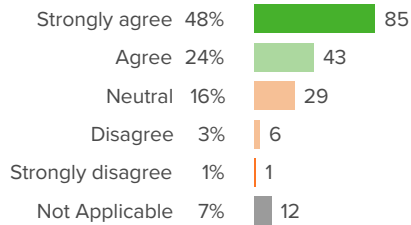
Change

**▲ 21**

District average: **68%** Roaring Fork School District

## How did people respond?

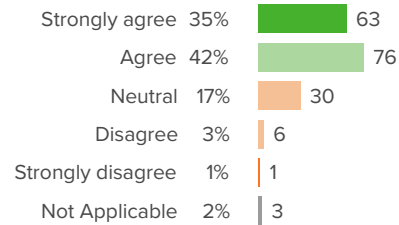
**Q.1: If the school can't help me, they will connect me to someone who can.**



▲ 20 from last survey

Favorable: **78%**

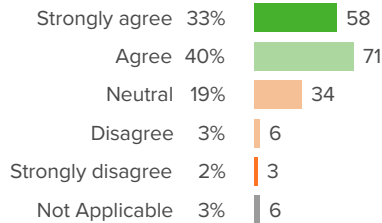
**Q.2: The school expectations for student behavior are clear and fair to all students.**



▲ 18 from last survey

Favorable: **79%**

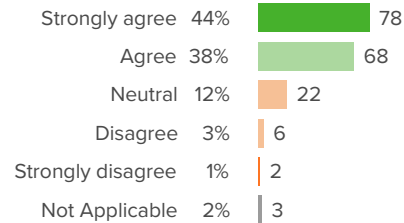
**Q.3: The school keeps me informed of my child's educational rights and helps me exercise those rights.**



▲ 29 from last survey

Favorable: **75%**

**Q.4: I have the opportunity to participate in educational decisions about my child.**



▲ 16 from last survey

Favorable: **83%**

## Supporting student success

Your average

**91%**

182 responses

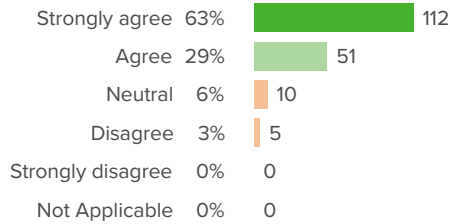
Change

**▲ 12**

District average: **80%** Roaring Fork School District

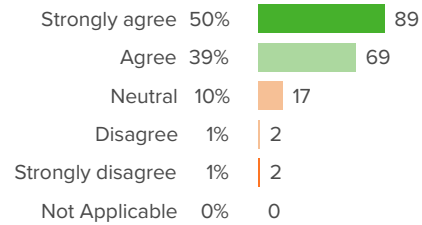
### How did people respond?

**Q.1: My child's teacher(s) keeps me well informed about how my child is doing in school and how to support their academic progress.**



Favorable: **92%**

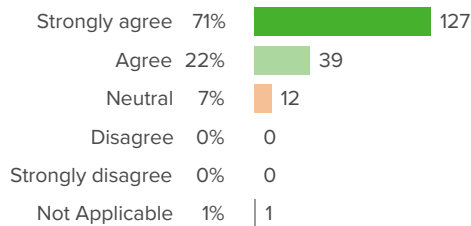
**Q.2: I understand how my child's work is linked to important learning goals.**



▲ **16** from last survey

Favorable: **88%**

**Q.3: School conferences are valuable to me and to my child.**



▲ **8** from last survey

Favorable: **93%**

# Welcoming all families into the school community

Your average

**90%**

182 responses

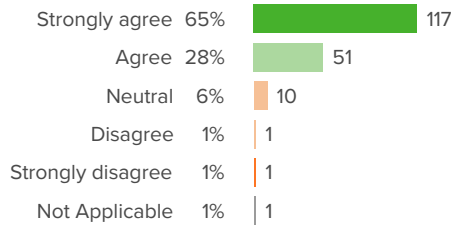
Change

**▲ 9**

District average: **77%** Roaring Fork School District

## How did people respond?

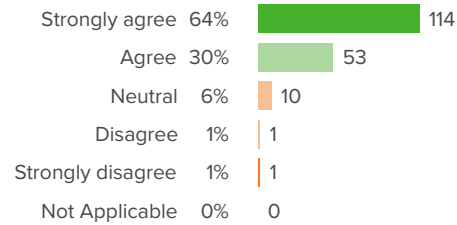
**Q.1: When I walk into the school, I feel the school is inviting and that this is a place where parents belong.**



▲ 1 from last survey

Favorable: **93%**

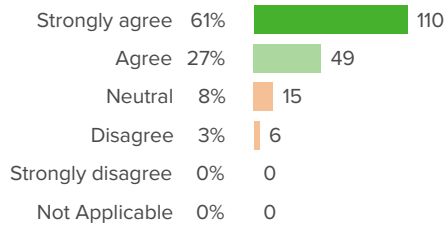
**Q.2: Students at the school are treated fairly no matter what their race or cultural background.**



▲ 11 from last survey

Favorable: **93%**

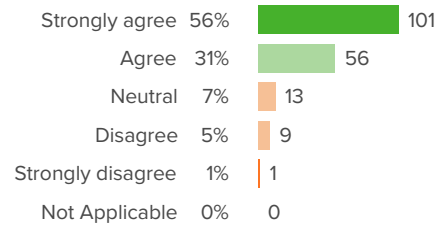
**Q.3: The school lets me know of volunteer opportunities.**



▲ 5 from last survey

Favorable: **88%**

**Q.4: The school provides opportunities for families in the school community to connect with one another.**



▲ 19 from last survey

Favorable: **87%**