



# Roaring Fork School District

Family Survey  
Spring 2018



Report created by  
Panorama Education

## Summary

Topic Description	Results
<b>Collaborating with community</b>	<b>74%</b> ▲ 13 since last survey
<b>Communicating effectively</b>	<b>87%</b> ▲ 5 since last survey
<b>Sharing power</b>	<b>68%</b> ▲ 16 since last survey
<b>Speaking up for every child</b>	<b>68%</b> ▲ 14 since last survey
<b>Supporting student success</b>	<b>80%</b> ▲ 12 since last survey
<b>Welcoming all families into the school community</b>	<b>77%</b> ▲ 11 since last survey

1,494 responses

## Collaborating with community

Your average

**74%**

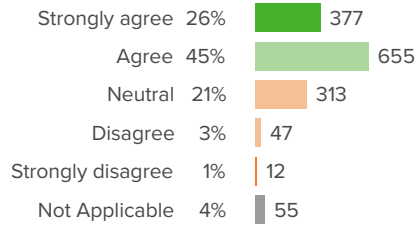
1,494 responses

Change

**▲ 13**

How did people respond?

**Q.1: The school works with community organizations to connect families and staff to resources and programs to strengthen the school and students.**



▲ 13 from last survey

Favorable: **74%**

# Communicating effectively

Your average

**87%**

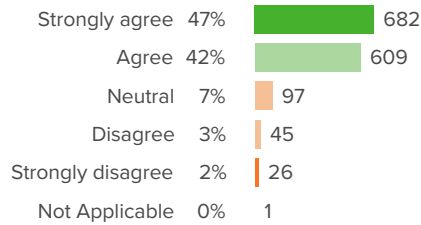
1,494 responses

Change

**▲ 5**

## How did people respond?

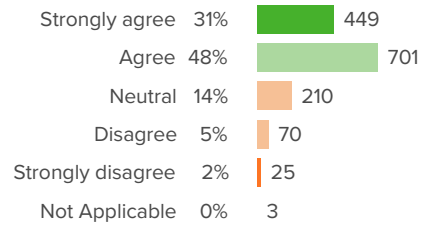
### Q.1: The school keeps all families informed about important issues and events.



▲ 4 from last survey

Favorable: **88%**

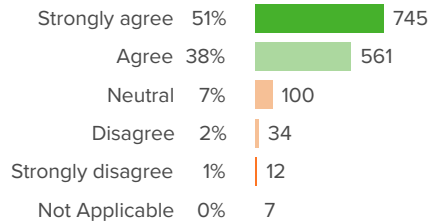
### Q.2: The Roaring Fork School District keeps families informed about important issues and events.



▲ 4 from last survey

Favorable: **79%**

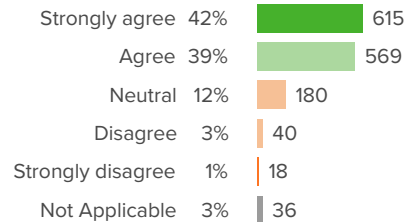
### Q.3: I can talk to my child's teacher(s) when I need to.



▲ 8 from last survey

Favorable: **90%**

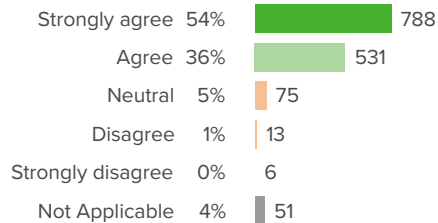
### Q.4: I can talk to the school principal when I need to.



▲ 7 from last survey

Favorable: **83%**

### Q.5: The school makes it easy to communicate in my preferred language.



▲ 2 from last survey

Favorable: **93%**

# Sharing power

Your average

**68%**

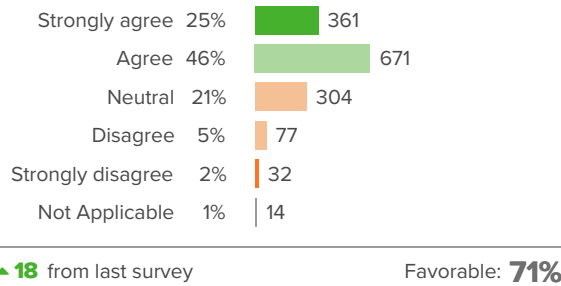
1,494 responses

Change

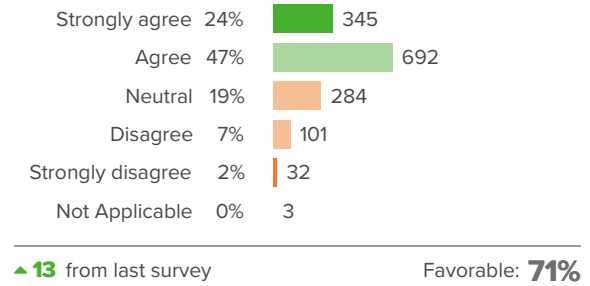
**▲ 16**

## How did people respond?

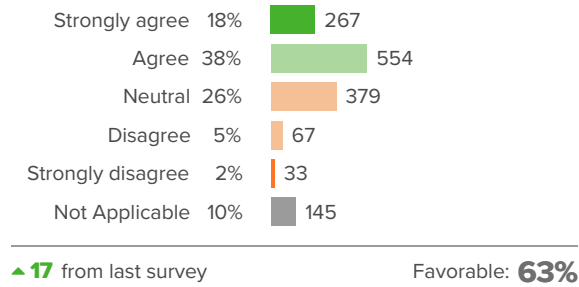
### Q.1: I feel that the school values my input.



### Q.2: The school shares information about school progress and how I can support improvements.



### Q.3: The school has a fair process for resolving complaints or problems.



# Speaking up for every child

Your average

**68%**

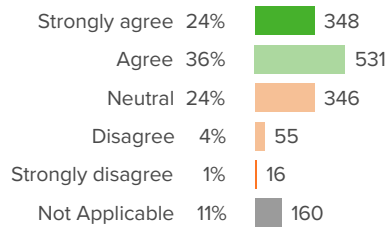
1,494 responses

Change

**▲ 14**

## How did people respond?

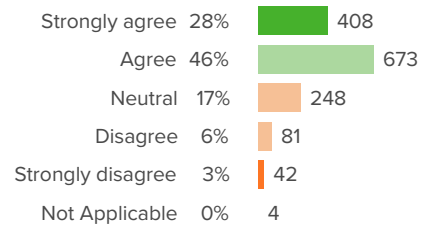
### Q.1: If the school can't help me, they will connect me to someone who can.



▲ 17 from last survey

Favorable: **68%**

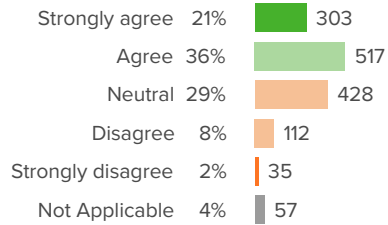
### Q.2: The school expectations for student behavior are clear and fair to all students.



▲ 12 from last survey

Favorable: **74%**

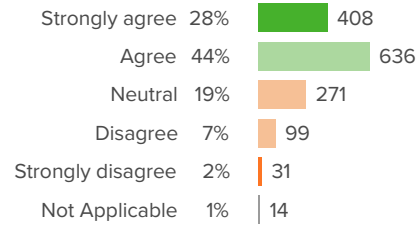
### Q.3: The school keeps me informed of my child's educational rights and helps me exercise those rights.



▲ 16 from last survey

Favorable: **59%**

### Q.4: I have the opportunity to participate in educational decisions about my child.



▲ 10 from last survey

Favorable: **72%**

## Supporting student success

Your average

**80%**

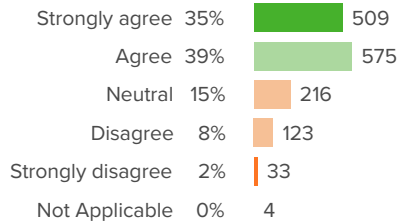
1,494 responses

Change

**▲ 12**

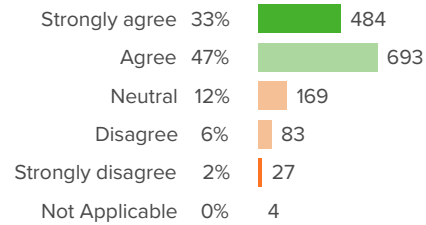
### How did people respond?

**Q.1: My child's teacher(s) keeps me well informed about how my child is doing in school and how to support their academic progress.**



Favorable: **74%**

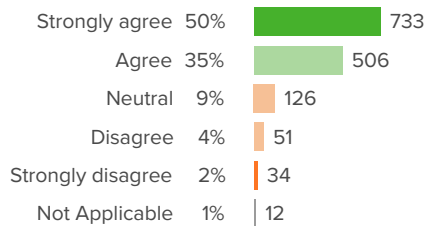
**Q.2: I understand how my child's work is linked to important learning goals.**



▲ 15 from last survey

Favorable: **81%**

**Q.3: School conferences are valuable to me and to my child.**



▲ 9 from last survey

Favorable: **85%**

# Welcoming all families into the school community

Your average

**77%**

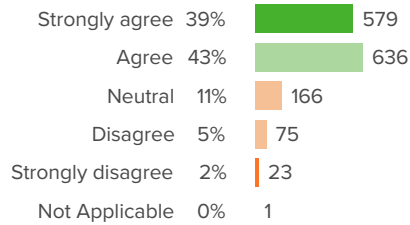
1,494 responses

Change

**▲ 11**

## How did people respond?

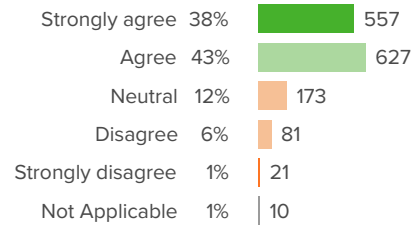
**Q.1: When I walk into the school, I feel the school is inviting and that this is a place where parents belong.**



▲ 12 from last survey

Favorable: **82%**

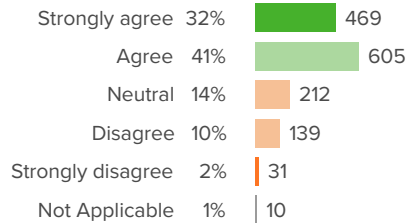
**Q.2: Students at the school are treated fairly no matter what their race or cultural background.**



▲ 11 from last survey

Favorable: **81%**

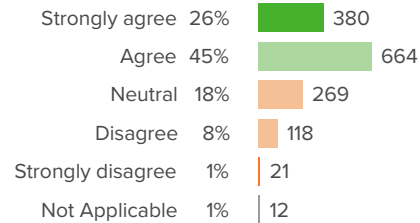
**Q.3: The school lets me know of volunteer opportunities.**



▲ 6 from last survey

Favorable: **74%**

**Q.4: The school provides opportunities for families in the school community to connect with one another.**



▲ 15 from last survey

Favorable: **72%**