



# Roaring Fork High School

Family Survey  
Spring 2018



Report created by  
Panorama Education



## Summary

Topic Description	Results	Comparison
<b>Collaborating with community</b>	<b>60%</b> ▲ 1 since last survey	<b>74%</b> Roaring Fork School District
<b>Communicating effectively</b>	<b>76%</b> ▲ 10 since last survey	<b>87%</b> Roaring Fork School District
<b>Sharing power</b>	<b>49%</b> ▲ 6 since last survey	<b>68%</b> Roaring Fork School District
<b>Speaking up for every child</b>	<b>55%</b> ▲ 11 since last survey	<b>68%</b> Roaring Fork School District
<b>Supporting student success</b>	<b>60%</b> ▲ 5 since last survey	<b>80%</b> Roaring Fork School District
<b>Welcoming all families into the school community</b>	<b>62%</b> ▲ 5 since last survey	<b>77%</b> Roaring Fork School District

58 responses

## Collaborating with community

Your average

**60%**

58 responses

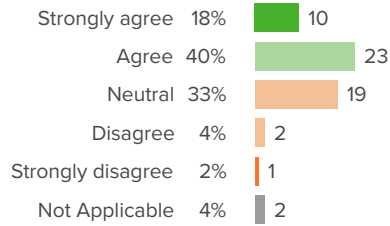
Change

**▲ 1**

District average: **74%** Roaring Fork School District

How did people respond?

**Q.1: The school works with community organizations to connect families and staff to resources and programs to strengthen the school and students.**



▲ 1 from last survey

Favorable: **60%**

# Communicating effectively

Your average

**76%**

58 responses

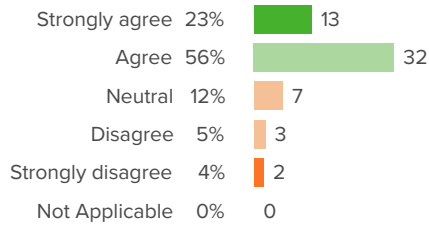
Change

**▲ 10**

District average: **87%** Roaring Fork School District

## How did people respond?

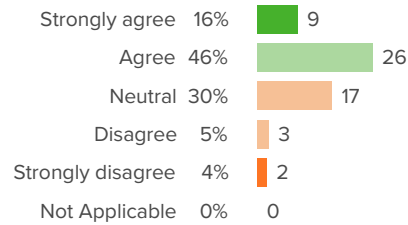
### Q.1: The school keeps all families informed about important issues and events.



▲ **32** from last survey

Favorable: **79%**

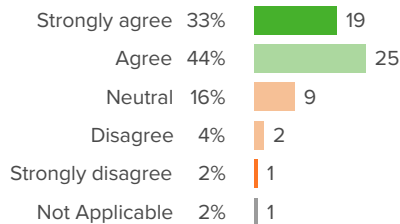
### Q.2: The Roaring Fork School District keeps families informed about important issues and events.



▲ **8** from last survey

Favorable: **61%**

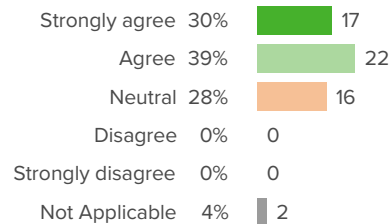
### Q.3: I can talk to my child's teacher(s) when I need to.



▲ **0** from last survey

Favorable: **79%**

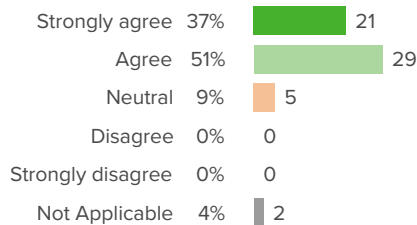
### Q.4: I can talk to the school principal when I need to.



▼ **3** from last survey

Favorable: **71%**

### Q.5: The school makes it easy to communicate in my preferred language.



▲ **12** from last survey

Favorable: **91%**

## Sharing power

Your average

**49%**

58 responses

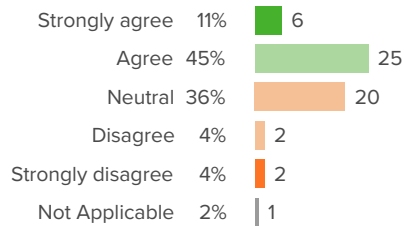
Change

**▲ 6**

District average: **68%** Roaring Fork School District

### How did people respond?

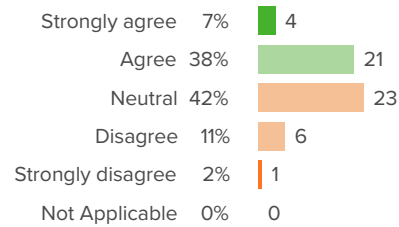
#### Q.1: I feel that the school values my input.



▲ 0 from last survey

Favorable: **56%**

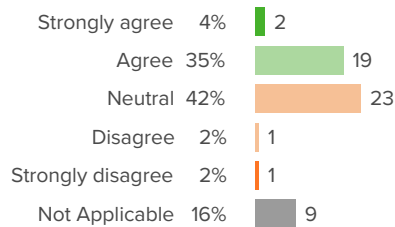
#### Q.2: The school shares information about school progress and how I can support improvements.



▲ 9 from last survey

Favorable: **45%**

#### Q.3: The school has a fair process for resolving complaints or problems.



▲ 10 from last survey

Favorable: **46%**

# Speaking up for every child

Your average

**55%**

58 responses

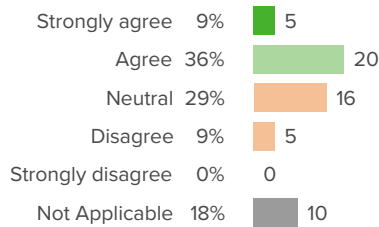
Change

**▲ 11**

District average: **68%** Roaring Fork School District

## How did people respond?

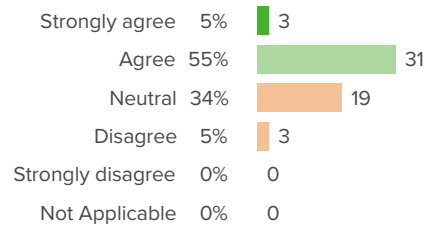
**Q.1: If the school can't help me, they will connect me to someone who can.**



▲ 19 from last survey

Favorable: **54%**

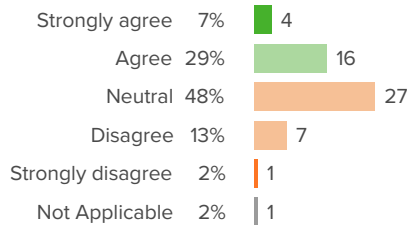
**Q.2: The school expectations for student behavior are clear and fair to all students.**



▲ 8 from last survey

Favorable: **61%**

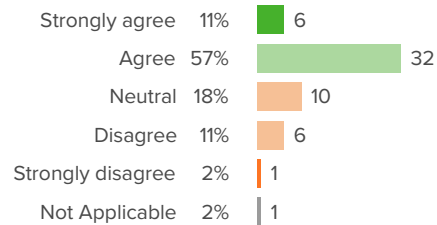
**Q.3: The school keeps me informed of my child's educational rights and helps me exercise those rights.**



▲ 9 from last survey

Favorable: **36%**

**Q.4: I have the opportunity to participate in educational decisions about my child.**



▲ 7 from last survey

Favorable: **69%**

## Supporting student success

Your average

**60%**

58 responses

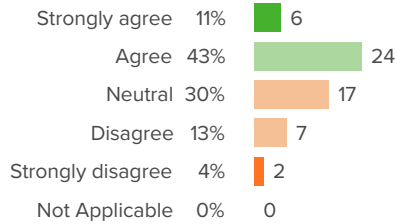
Change

**▲ 5**

District average: **80%** Roaring Fork School District

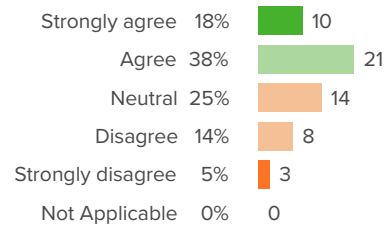
### How did people respond?

**Q.1: My child's teacher(s) keeps me well informed about how my child is doing in school and how to support their academic progress.**



Favorable: **54%**

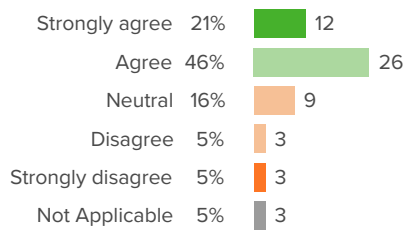
**Q.2: I understand how my child's work is linked to important learning goals.**



▲ 5 from last survey

Favorable: **55%**

**Q.3: School conferences are valuable to me and to my child.**



▲ 4 from last survey

Favorable: **72%**

# Welcoming all families into the school community

Your average

**62%**

58 responses

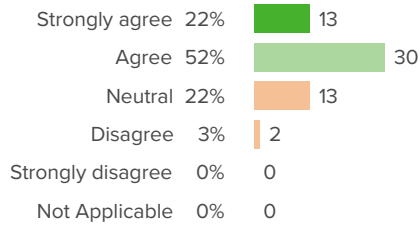
Change

**▲ 5**

District average: **77%** Roaring Fork School District

## How did people respond?

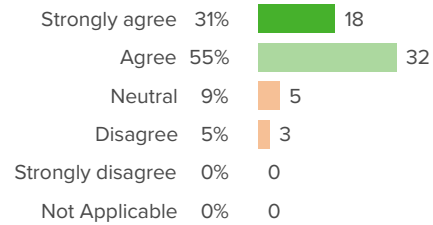
**Q.1: When I walk into the school, I feel the school is inviting and that this is a place where parents belong.**



▲ 15 from last survey

Favorable: **74%**

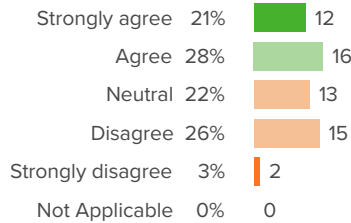
**Q.2: Students at the school are treated fairly no matter what their race or cultural background.**



▲ 7 from last survey

Favorable: **86%**

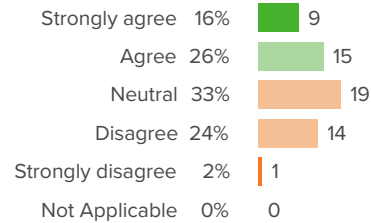
**Q.3: The school lets me know of volunteer opportunities.**



▼ 8 from last survey

Favorable: **48%**

**Q.4: The school provides opportunities for families in the school community to connect with one another.**



▲ 6 from last survey

Favorable: **41%**