



**WHAT IS INFINITE CAMPUS?**

Roaring Fork Schools use Infinite Campus as a parent and student information portal. Infinite Campus is a web-based database system designed to provide parents and secondary students access to student data as well as improve communication between the district, schools and parents. It contains electronic records of student enrollment, family contact information as well as attendance, schedules and grades.

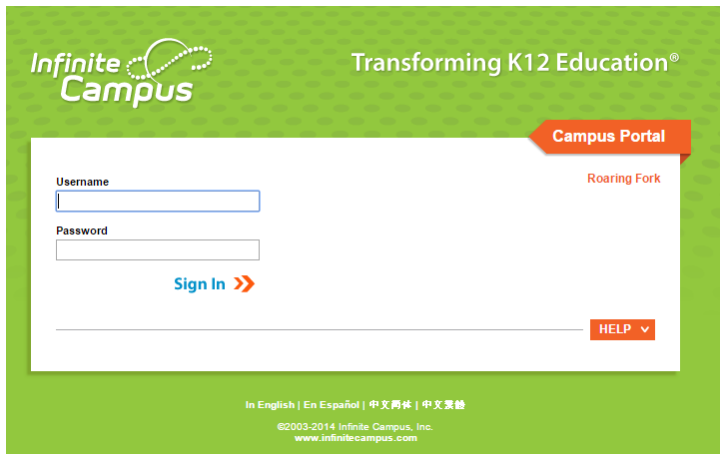
**WHY IS IT IMPORTANT?**

In addition to providing easy access to student information, all communications from schools and the district are sent out using the Infinite Campus messaging system (Campus Messenger) including important events, newsletters, news, school closings and school related emergencies. Communication to parents will use contact information from Infinite Campus. **It is very important that parents/guardians maintain accurate contact information at all times.** Up-to-date information ensures that messages are accurately directed to designated home, cell, work and email addresses.

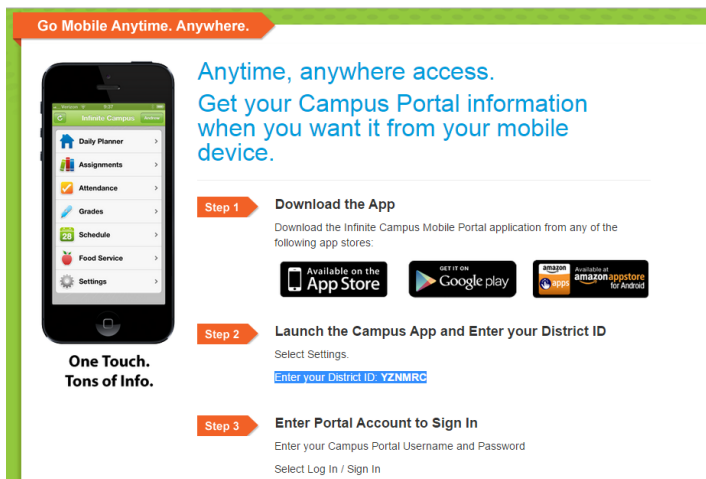
**HOW TO ACCESS INFINITE CAMPUS**

There are two ways to access to Infinite Campus:

- 1) ONLINE - all district schools have links from school websites  
<https://campus.rfsd.k12.co.us/campus/portal/roaringfork.jsp>



- 2) INFINITE CAMPUS APP - Enter District ID: **YZNMRC** (iPhone, iPad, Android and Kindle). Please be aware only limited information is available using the App and contact information can only be updated online.





**NEED AN ACTIVATION KEY?**

Student accounts are automatically set up in Infinite Campus and assigned an activation code upon registration/enrollment.

**Lost or never received your activation code?**

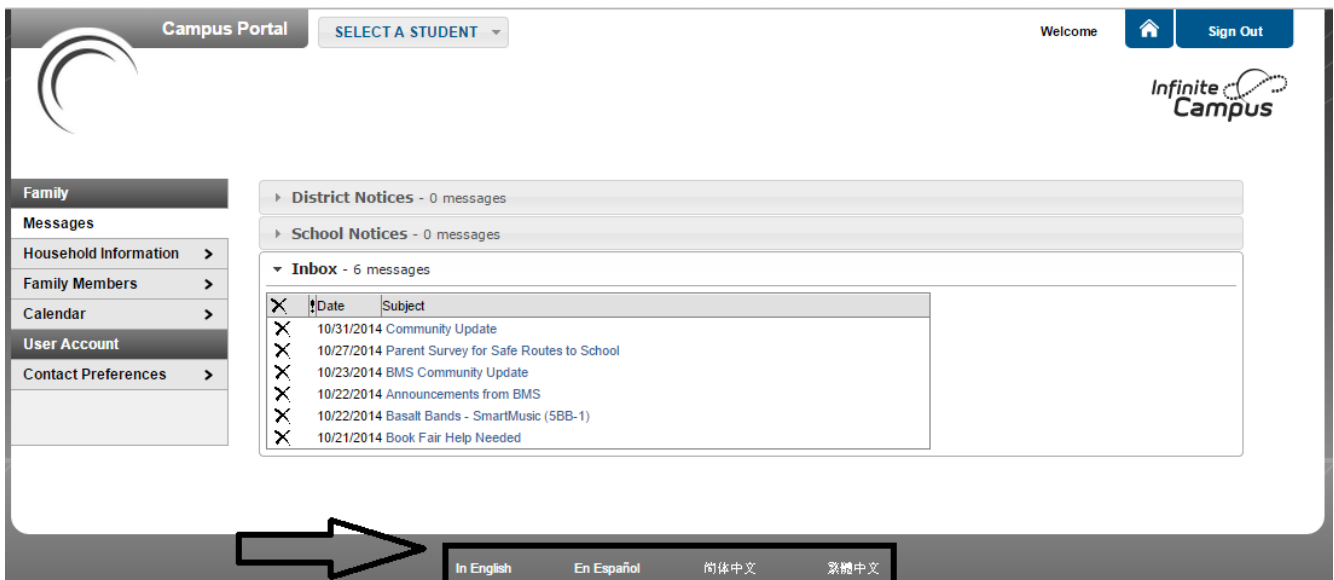
Please contact your school administration for your code.

**Already created your user name and login?**

Type in your user name and password on the login screen.

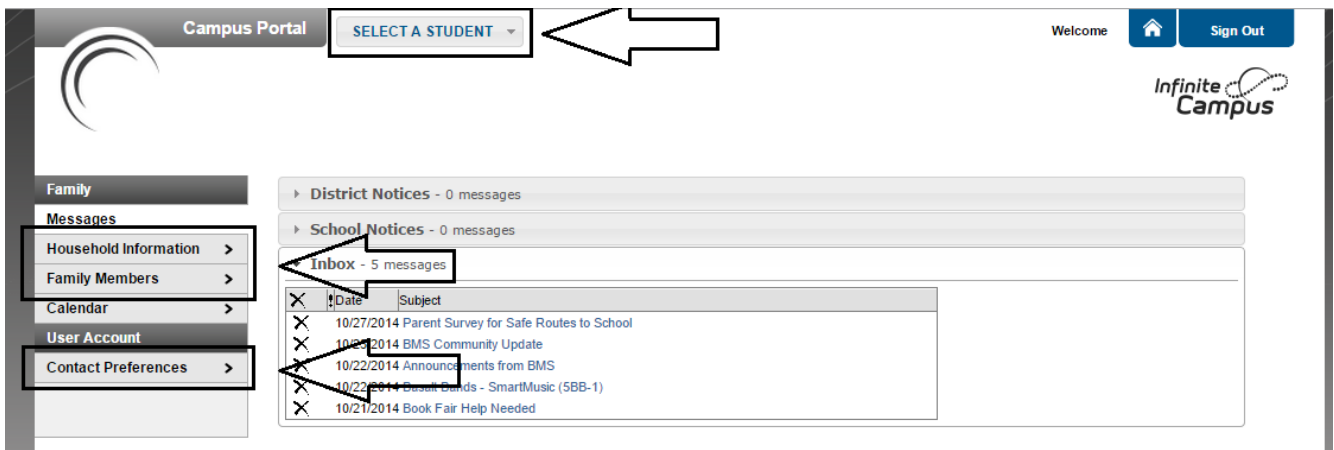
**NEED THE SITE TRANSLATED?**

The Infinite Campus site will translate into multiple languages. Click on the preferred language at the bottom of the page before you get started.



**WHAT AREAS SHOULD BE REVIEWED AND UPDATED?**

Any area that shows an “update” button can be updated by clicking on it and updating the information. Updates take place immediately. There are four sections highlighted here. Household Information, Family Members and Contact Preferences should be reviewed and updated. Parents can also review more detailed student information including grades by using the Select A Student drop down at the top of the page.







**GRADES** and specific student information can be found using the Select a Student drop down at the top of the page.

Step 1: Click on Select a Student and select student for your review.

Step 2: Click on Grades or specific area for review.

**QUESTIONS? STILL CONFUSED?**

If you have any questions regarding Infinite Campus please contact your school administrator. But don't wait. Incorrect information may result in missing important communication from your student's school.